

UNITED STATES SENATE FINANCIAL DISCLOSURE REPORT FOR ANNUAL AND TERMINATION REPORTS

Last Name	First Name and Middle Initial	Annual Report Calendar Year Covered by Report:	Senate Office / Agency in Which Employed
Crapo	Michael	2008	United States Senate
Senate Office Address (Number, Street, City, State, and ZIP Code)	Senate Office Telephone Number (Include Area Code)	Termination Report Termination Date (mm/dd/yy):	Prior Office / Agency in Which Employed
239 Dirksen Senate Office Building	(202) 224-6142		

AFTER READING THE INSTRUCTIONS - ANSWER EACH OF THESE QUESTIONS AND ATTACH THE RELEVANT PART


	YES	NO		YES	NO
Did any individual or organization make a donation to charity in lieu of paying you for a speech, appearance, or article in the reporting period? If Yes, Complete and Attach PART I.	<input type="checkbox"/>	<input checked="" type="checkbox"/>	Did you, your spouse, or dependent child receive any reportable travel or reimbursements for travel in the reporting period (i.e., worth more than \$335 from one source)? If Yes, Complete and Attach PART VI.	<input type="checkbox"/>	<input checked="" type="checkbox"/>
Did you or your spouse have earned income (e.g., salaries or fees) or non-investment income of more than \$200 from any reportable source in the reporting period? If Yes, Complete and Attach PART II.	<input checked="" type="checkbox"/>	<input type="checkbox"/>	Did you, your spouse, or dependent child have any reportable liability (more than \$10,000) during the reporting period? If Yes, Complete and Attach PART VII.	<input checked="" type="checkbox"/>	<input type="checkbox"/>
Did you, your spouse, or dependent child hold any reportable asset worth more than \$1,000 at the end of the period, or receive unearned or investment income of more than \$200 in the reporting period? If Yes, Complete & Attach PART IIIA and/or IIIB.	<input checked="" type="checkbox"/>	<input type="checkbox"/>	Did you hold any reportable positions on or before the date of filing in the current calendar year? If Yes, Complete and Attach PART VIII.	<input type="checkbox"/>	<input checked="" type="checkbox"/>
Did you, your spouse, or dependent child purchase, sell, or exchange any reportable asset worth more than \$1,000 in the reporting period? If Yes, Complete and Attach PART IV.	<input checked="" type="checkbox"/>	<input type="checkbox"/>	Do you have any reportable agreement or arrangement with an outside entity? If Yes, Complete and Attach PART IX.	<input type="checkbox"/>	<input checked="" type="checkbox"/>
Did you, your spouse, or dependent child receive any reportable gift in the reporting period (i.e., aggregating more than \$335 and not otherwise exempt)? If Yes, Complete and Attach PART V.	<input type="checkbox"/>	<input checked="" type="checkbox"/>	If this is your FIRST Report: Did you receive compensation of more than \$5,000 from a single source in the two prior years? If Yes, Complete and Attach PART X.	<input type="checkbox"/>	<input type="checkbox"/>


Each question must be answered and the appropriate PART attached for each "YES" response.

File this report and any amendments with the Secretary of the Senate, Office of Public Records, Room 232, Hart Senate Office Building, U.S. Senate, Washington, DC 20510. \$200 Penalty for filing more than 30 days after due date.

This Financial Disclosure Statement is required by the Ethics in Government Act of 1978, as amended. The statement will be made available by the Office of the Secretary of the Senate to any requesting person upon written application and will be reviewed by the Select Committee on Ethics. Any individual who knowingly and willfully falsifies, or who knowingly and willfully fails to file this report may be subject to civil and criminal sanctions. (See 5 U.S.C. app. 6, 104, and 18 U.S.C. 1001.)

**FOR OFFICIAL USE ONLY
Do Not Write Below this Line**

Certification	Signature of Reporting Individual	Date (Month, Day, Year)
I CERTIFY that the statements I have made on this form and all attached schedules are true, complete and correct to the best of my knowledge and belief.		May 13, 2009
	For Official Use Only - Do Not Write Below This Line	

It is the Opinion of the reviewer that the statements made in this form are in compliance with Title I of the Ethics in Government Act.	Signature of Reviewing Official	Date (Month, Day, Year)
		

RECEIVED
 SECRETARY OF THE SENATE
 09 MAY 15 AM 9:21

PART II. EARNED AND NON-INVESTMENT INCOME

Report the source (name and address), type, and amount of earned income to you from any source aggregating \$200 or more during the reporting period. For your spouse, report the source (name and address) and type of earned income which aggregate \$1,000 or more during the reporting period. No amount needs to be specified for your spouse. (See p.3, CONTENTS OF REPORTS Part B of Instructions.) Do not report income from employment by the U.S. Government for you or your spouse.

Individuals not covered by the Honoraria Ban:

For you and /or your spouse, report honoraria income received which aggregates \$200 or more by exact amount, give the date of, and describe the activity (speech, appearance or article) generating such honoraria payment. Do not include payments in lieu of honoraria reported on Part I.

Name of Income Source		Address (City, State)		Type of Income	Amount
Example:	<i>JP Computers</i>	<i>Wash., DC</i>	<i>Example</i>	<i>Salary</i>	<i>Example</i>
	<i>MCI (Spouse)</i>	<i>Arlington, VA</i>	<i>Example</i>	<i>Salary</i>	<i>Example</i>
					<i>\$15,000</i>
					<i>Over \$1,000</i>
1	Freedom Fund (spouse)	Washington, D.C.		Salary	over \$1,000
2					
3					
4					
5					
6					
7					
8					
9					
10					
11					
12					
13					

PART IIIA. PUBLICLY TRADED ASSETS AND UNEARNED INCOME SOURCES

BLOCK A

Identity of Publicly Traded Assets And Unearned Income Sources

Report the complete name of each publicly traded asset held by you, your spouse, or your dependent child, (See p.3, CONTENTS OF REPORTS Part B of Instructions) for production of income or investment which:

- (1) had a value exceeding \$1,000 at the close of the reporting period; and/or
- (2) generated over \$200 in "unearned" income during the reporting period.

Include on this PART IIIA a complete identification of each public bond, mutual fund, publicly traded partnership interest, excepted investment funds, bank accounts, excepted and qualified blind trusts, and publicly traded assets of a retirement plan.

BLOCK B

Valuation of Assets

At the close of reporting period. If None, or less than \$1,001, Check the first column.

BLOCK C

Type and Amount of Income

If "None (or less than \$201)" is Checked, no other entry is needed in Block C for that item. This includes income received or accrued to the benefit of the individual.

BLOCK A Identity of Publicly Traded Assets And Unearned Income Sources	BLOCK B Valuation of Assets At the close of reporting period. If None, or less than \$1,001, Check the first column.										BLOCK C Type and Amount of Income If "None (or less than \$201)" is Checked, no other entry is needed in Block C for that item. This includes income received or accrued to the benefit of the individual.																						
											Type of Income							Amount of Income				Actual Amount Required if "Other" Specified											
	None (or less than \$1,001)	\$1,001 - \$15,000	\$15,001 - \$50,000	\$50,001 - \$100,000	\$100,001 - \$250,000	\$250,001 - \$500,000	\$500,001 - \$1,000,000	Over \$1,000,000***	\$1,000,001 - \$5,000,000	\$5,000,001 - \$25,000,000	\$25,000,001 - \$50,000,000	Over \$50,000,000	None	Dividends	Rent	Interest	Capital Gains	Excepted Investment Fund	Excepted Trust	Qualified Blind Trust	Other (Specify Type)		None (or less than \$201)	\$201 - \$1,000	\$1,001 - \$2,500	\$2,501 - \$5,000	\$5,001 - \$15,000	\$15,001 - \$50,000	\$50,001 - \$100,000	\$100,001 - \$1,000,000	Over \$1,000,000***	\$1,000,001 - \$5,000,000	Over \$5,000,000
Example: S, DC, or J IBM Corp. (stock)				X									X								Example	X											Example
(S) Keystone Fund					X												X				Example	X											Example
1 Portfolio Investments																																	
2 (See attached pages 3a-3g)																																	
3																																	
4																																	
5																																	
6																																	
7																																	
8																																	
9																																	
10																																	

EXEMPTION TEST (see instructions before marking box): If you omitted any asset because it meets the three-part test for exemption described in the instructions, please check box to the right.
 *** This category applies only if the asset is/was held independently by the spouse or dependent child. If the asset is/was either held by the filer or jointly held, use the other categories of value, as appropriate.


EXHIBIT A

YOUR PORTFOLIO REVIEW

November 29, 2008 - December 31, 2008

ASSET ALLOCATION *


*Estimated Accrued Interest not included
May not reflect all holdings*



TOTAL 100%

* Includes the categorical values for the underlying portfolio of individual mutual funds, closed end funds, and UITs

CURRENT INCOME



	This Report	Year To Date
Tax-Exempt Interest		
Taxable Interest	0.22	4.13
Tax-Exempt Dividends	451.33	2,962.33
Taxable Dividends		
Total	\$451.55	\$2,966.46

Your Estimated Annual Income \$1,836.50

TOP FIVE PORTFOLIO HOLDINGS

Based on Estimated Market Value

	Current Value	% of Portfolio
ML BANK USA RASP	57,592.77	49.24%
GILEAD SCIENCES INC COM	5,625.40	4.81%
MCDONALDS CORP COM	5,099.58	4.36%
PIMCO TOTAL RETURN FD	4,431.18	3.79%
EXPRESS SCRIPTS INC COM	4,068.52	3.48%

FINANCIAL MARKET INDICATORS

	This Report	Last Report	Previous Year End
S&P 500	903.25	896.24	1468.36
Three-Month Treasury Bills	.11%	.02%	3.22%
Long-Term Treasury Bonds	2.69%	3.48%	4.45%
One-Month LIBOR	.45%	1.90%	4.63%
NASDAQ	1577.03	1535.57	2652.28



TOTAL MERRILL

EXHIBIT A

YOUR MONTHLY INCOME & GAIN/(LOSS) REVIEW

November 29, 2008 - December 31, 2008

INCOME SUMMARY

Exhibit	This Report					Year to Date				
	Tax-Exempt Interest	Taxable Interest	Tax-Exempt Dividends	Taxable Dividends	Total This Report Income	Tax-Exempt Interest	Taxable Interest	Tax-Exempt Dividends	Taxable Dividends	Total YTD Income
<i>Non-Retirement</i>										
Exhibit A	4	.	.	4
<i>Retirement</i>										
Exhibit B	.	.	165	.	165	.	.	2,500	.	2,500
Exhibit C	.	.	287	.	287	.	.	462	.	462

GAIN/(LOSS) SUMMARY

Exhibit	Realized Gains/(Losses)				Long Term Capital Gain Distributions Year To Date	Unrealized Gains/(Losses)	
	This Report Short Term	YTD Short Term	This Report Long Term	YTD Long Term		Short Term	Long Term
<i>Non-Retirement</i>							
Exhibit A
<i>Retirement</i>							
Exhibit B	.	(23,887.08)	.	15,402.74	N/A	(6,980.00)	1,097.00
Exhibit C	N/A	.	(2,927.00)

+

Crapo - PIA Equity

EXHIBIT B

YOUR RETIREMENT ACCOUNT ASSETS

November 29, 2008 - December 31, 2008

CASH/MONEY ACCOUNTS		Total	Estimated	Estimated	Estimated	Est. Annual
Description	Quantity	Cost Basis	Market Price	Market Value	Annual Income	Yield%
CASH	0.62	0		.62		
ML BANK USA RASP	53,106.90	53,106	1.0000	53,106.90	1,062	2.00

EQUITIES			Quantity	Unit	Total	Estimated	Estimated	Unrealized	Estimated	Current
Description	Symbol	Acquired		Cost Basis	Cost Basis	Market Price	Market Value	Gain/(Loss)	Annual Income	Yield%
AMGEN INC COM PV \$0.0001	AMGN	10/27/08	36	55.8536	2,010	57.7500	2,079.00	68		
APOLLO GROUP INC CL A	APOL	11/14/08	22	69.5640	1,530	76.6200	1,685.64	155		
APPLE INC	AAPL	02/15/07	6	85.1400	510	85.3500	512.10	1		
		03/14/08	11	127.5800	1,403	85.3500	938.85	(464)		
		07/22/08	7	158.3485	1,108	85.3500	597.45	(510)		
<i>Subtotal</i>			24		3,022		2,048.40	(973)		
BAXTER INTERNL INC	BAX	11/14/08	33	61.6527	2,034	53.5900	1,768.47	(266)	34	1.94
COCA COLA COM	KO	03/13/07	27	47.6451	1,286	45.2700	1,222.29	(64)	41	3.35
		07/11/07	32	52.0600	1,665	45.2700	1,448.64	(217)	49	3.35
		03/14/08	15	57.9600	869	45.2700	679.05	(190)	23	3.35
<i>Subtotal</i>			74		3,821		3,349.98	(471)	112	3.35
COLGATE PALMOLIVE	CL	08/11/08	35	78.0102	2,730	68.5400	2,398.90	(331)	56	2.33
DEVRY INC DEL	DV	11/14/08	27	56.5451	1,526	57.4100	1,550.07	23	4	.27
DIAMOND FOODS INC	DMND	10/27/08	73	27.8687	2,034	20.1500	1,470.95	(563)	13	.89
		12/04/08	54	24.1553	1,304	20.1500	1,088.10	(216)	10	.89
<i>Subtotal</i>			127		3,338		2,559.05	(779)	23	.89
DREAMWORKS ANIMATION INC	DWA	10/27/08	77	26.6987	2,055	25.2600	1,945.02	(110)		
EXPRESS SCRIPTS INC COM	ESRX	03/14/08	52	57.3598	2,982	54.9800	2,858.96	(123)		
		05/29/08	22	72.8204	1,602	54.9800	1,209.56	(392)		
<i>Subtotal</i>			74		4,584		4,068.52	(515)		
GENERAL MILLS	GIS	09/17/08	32	70.2981	2,249	60.7500	1,944.00	(305)	55	2.83
		10/27/08	16	64.3075	1,028	60.7500	972.00	(56)	28	2.83
<i>Subtotal</i>			48		3,278		2,916.00	(361)	83	2.83

+



TOTAL MERRILL

Crapo - PIA Equity

EXHIBIT B

YOUR RETIREMENT ACCOUNT ASSETS

November 29, 2008 - December 31, 2008

EQUITIES (continued)											
Description	Symbol	Acquired	Quantity	Unit Cost Basis	Total Cost Basis	Estimated Market Price	Estimated Market Value	Unrealized Gain/(Loss)	Estimated Annual Income	Current Yield%	
GILEAD SCIENCES INC COM	GILD	05/09/07	34	41.6455	1,415	51.1400	1,738.76	322			
		11/16/07	32	44.5756	1,426	51.1400	1,636.48	210			
		03/14/08	18	47.0000	846	51.1400	920.52	74			
		07/23/08	26	52.8800	1,374	51.1400	1,329.64	(45)			
<i>Subtotal</i>			110		5,063	5,625.40	561				
MCDONALDS CORP COM	MCD	05/09/07	56	49.9283	2,795	62.1900	3,482.64	686		112	3.21
		03/14/08	16	54.3600	869	62.1900	995.04	125		32	3.21
		07/23/08	10	59.6180	596	62.1900	621.90	25		20	3.21
<i>Subtotal</i>			82		4,261	5,099.58	836		164	3.21	
MEDCO HEALTH SOLUTIONS I	MHS	08/16/07	68	39.5620	2,690	41.9100	2,849.88	159			
		03/14/08	9	42.0800	378	41.9100	377.19	(1)			
<i>Subtotal</i>			77		3,068	3,227.07	158				
QUALCOMM INC	QCOM	07/25/08	43	54.2353	2,332	35.8300	1,540.69	(791)		28	1.78
RESEARCH IN MOTION LTD	RIMM	05/29/08	11	139.3827	1,533	40.5800	446.38	(1,086)			
		07/23/08	12	116.4541	1,397	40.5800	486.96	(910)			
<i>Subtotal</i>			23		2,930	933.34	(1,996)				
ST JUDE MEDICAL INC	STJ	08/11/08	57	47.6931	2,718	32.9600	1,878.72	(839)			
STERICYCLE INC COM	SRCL	11/14/08	35	59.2928	2,075	52.0800	1,822.80	(252)			

FBO SUSAN D CRAPO

EXHIBIT C

YOUR RETIREMENT ACCOUNT ASSETS

November 29, 2008 - December 31, 2008

CASH/MONEY ACCOUNTS

Description	Quantity	Total Cost Basis	Estimated Market Price	Estimated Market Value	Estimated Annual Income	Est. Annual Yield%
CASH	0.77	0		.77		
ML BANK USA RASP	4,485.87	4,485	1.0000	4,485.87	9	.19

MUTUAL FUNDS/CLOSED END FUNDS/UIT

Description	Quantity	Total Client Investment	Cumulative Investment Return	Total Cost Basis	Estimated Market Price	Estimated Market Value	Unrealized Gain/(Loss)	Estimated Annual Income	Current Yield%
AMERICAN GROWTH FD OF AMERICA CL A SYMBOL: AGTHX Initial Purchase: 12/03/03 Equity 100%	194	4,001	(28)	4,788	20.4800	3,973.12	(815)	45	1.14
	.1700 Fractional Share			N/A	20.4800	3.48	N/A		1.14
CALAMOS GROWTH FUND CL A SYMBOL: CVGRX Initial Purchase: 12/03/03 Equity 100%	108	3,908	(759)	5,025	29.1600	3,149.28	(1,876)		
	.3350 Fractional Share			N/A	29.1600	9.76	N/A		
PIMCO TOTAL RETURN FD CL A SYMBOL: PTTAX Initial Purchase: 12/03/03 Fixed Income 100%	437	3,478	952	4,668	10.1400	4,431.18	(236)	214	4.82
	.2570 Fractional Share			N/A	10.1400	2.60	N/A		4.82

+

